



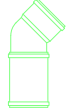



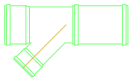



















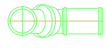





DRAIN SYSTEM

				
YC100-75	YC50	YC75	YC100	YC150
				
YC100-50	EC50	EC75	EC100	EC150
				
YC75-50	YCE50	YCE75	YCE100	YCE150
				
YC75-E50	YC100-E50	YC100-E75	YCE75-50	YC150-100
				
50	75	100	150	YC150-E100
				
TC100	C50	C75	C100	C150
				
TC75	YC100-2E50	R75-50	R100-75	R150-100
				
TC50	FCOC50	FCOC75	FCOC100	FD-C
				
C075				
	C0100	EC90-100	EC90-75	EC90-50
				
	CUT			
PS100	CUT100	PTC-100	PTC-50	YCE50-45
				
WCC-SS	WCC-P-Y	E-LAV	TCRE100-50	WCC-S
				
ST-SA		DR-LAE	CC	T
				
SLOPE 1%		AR	SPOUT	RD